

Sizing Guide

Key Information and Diagrams

Keyshawn Nunely

Owner & Founder of *Chasmic Desist*

support@chasmicdesist.store

Date

February 26, 2025

Table of Contents

Foreword	3
1 Socks	4
2 Hats	4
2.1 Beanies	4
2.2 Bucket Hat	6
2.3 Visors	7
2.4 Snapbacks	8
2.5 Fitted Twill Cap	9
3 Tops	11
3.1 Men's Tops	12
3.2 Women's Tops	13
4 Bottoms	14
4.1 Shorts	14
4.2 Joggers	17

Foreword

This document contains all necessary sizing charts and information regarding the clothing items associated with Chasmic Desist. The products that this document covers include unisex, male, and female attire. All respective products and their relevant categories are indicated throughout the document, including both American and international standards of measurement.

*Note: All sizing information is derived from Chasmic Desist's third-party vendor, **Printful**.*

1 | Socks

The table below details the sizing guide for socks (AKA **The Road Runners**).

Table 1.1: Sock Sizing Guide			
	Size Label	Shoe Size [in]	Shoe Size [cm]
Men's	S/M	6-8	15.24-20.32
	L/XL	9-12	22.86-30.48
Women's	S/M	7-10	17.78-25.4
	L/XL	10-13	25.4-33.02

2 | Hats

This section details all of the necessary sizing information for hats. Please note that all sizes are categorized as **UNISEX**.

2.1 Beanies

*All beanies include Cuffed Beanies (AKA **The Cuffie**) and Pom-Pom Beanies (AKA **The Pom-Pom**).*

Although all beanies are stretchable, there are still sizing limitations that need to be taken into consideration. As such, please refer to the sizing information below.

I. Sizing Steps

Measure your head circumference with a non-stretchable measuring tape. Place the end of your tape on your forehead and wrap the rest around the back of your head, keeping it 1" (2.5 cm) above your ears. Pinch the spot where the tape meets the other end, lift the loop over your head, and note the measurement. Be as careful as possible to get the most precise measurement.

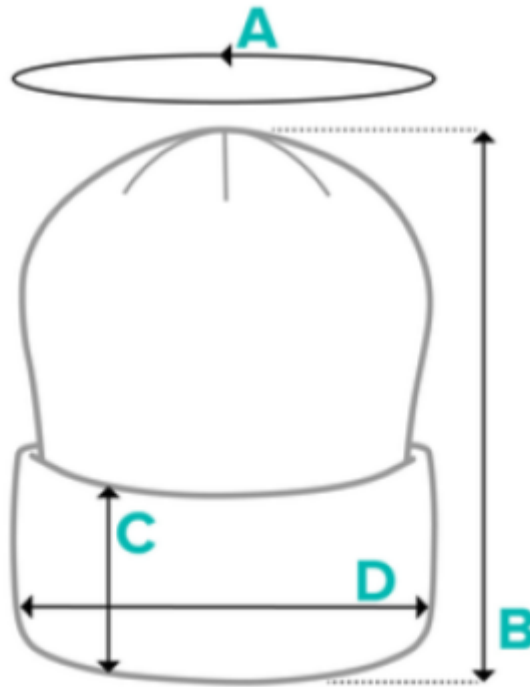


Figure 2.1: Beanie Sizing Diagram

II. Sizing Table

Referencing **Figure 2.1**, the table below provides all sizing information for beanies.

Table 2.1: Beanie Sizing Information		
	Measurement [in]	Measurement [cm]
A	$17\frac{1}{4} - 18\frac{1}{2}$	44-47
B	$8\frac{5}{8}$	22
C	3	7.5
D	$8\frac{1}{8}$	20.5

2.2 Bucket Hat

All bucket hats are labeled as **The Buckie**.

Although all bucket hats are defined as a “one size fits all”, there are some limitations that should be taken into consideration. As such, please refer to the sizing information below.

I. Sizing Steps

Head circumference is measured with a non-stretchable measuring tape from the middle of the forehead to the farthest part in the rear of the head. Measuring tape should be placed 1” (2.5cm) above the ears. Due to this product being handcrafted, measurements may vary by up to 1” (2.54 cm).

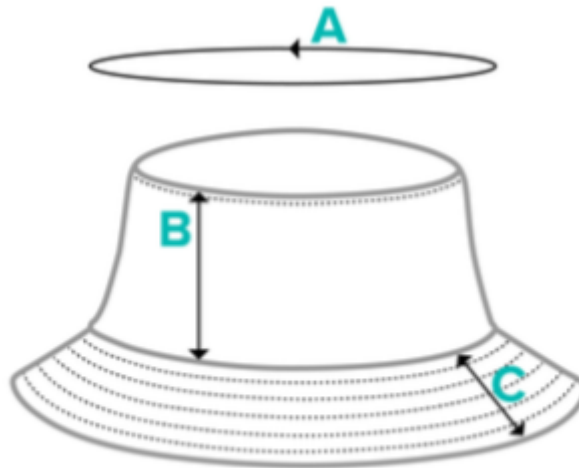


Figure 2.2: Bucket Hat Sizing Diagram

II. Sizing Table

Referencing **Figure 2.2**, the table below provides all sizing information for bucket hats.

Table 2.2: Bucket Hat Sizing Information		
	Measurement [in]	Measurement [cm]
A	22	56
B	3	7.6

C	2	5
---	---	---

2.3 Visors

*All visors are labeled as **The Gambler**.*

Although all visors are defined as a “one size fits all”, there are some limitations that should be taken into consideration. As such, please refer to the sizing information below.

I. Sizing Steps

Measure your head circumference with a non-stretchable measuring tape. Place the end of your tape on your forehead and wrap the rest around the back of your head, keeping it 1" (2.5 cm) above your ears. Pinch the spot where the tape meets the other end, lift the loop over your head, and note the measurement. Be as careful as possible to get the most precise measurement.

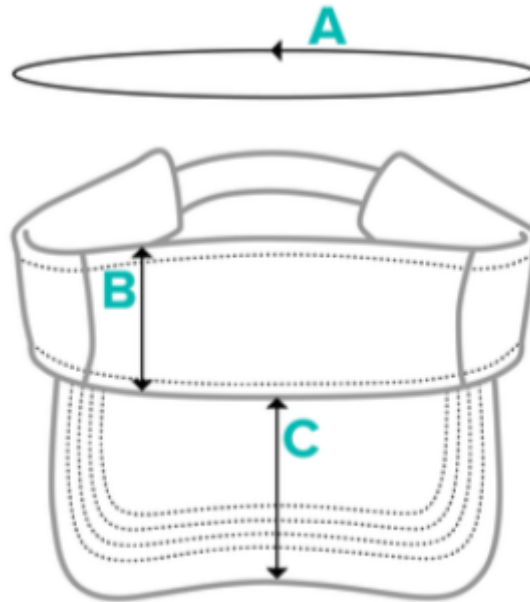


Figure 2.3: Visor Sizing Diagram

II. Sizing Table

Referencing **Figure 2.3**, the table below provides all sizing information for visors.

Table 2.3: Visor Sizing Information		
	Measurement [in]	Measurement [cm]
A	$22 - 23\frac{3}{8}$	56-59.4
B	$2\frac{1}{8}$	5.5
C	$2\frac{3}{4}$	7

2.4 Snapbacks

*All snapbacks are labeled as **The Billie**.*

Although all snapbacks are defined as a “one size fits all”, there are some limitations that should be taken into consideration. As such, please refer to the sizing information below.

I. Sizing Steps

Measure your head circumference with a non-stretchable measuring tape. Place the end of your tape on your forehead and wrap the rest around the back of your head, keeping it 1" (2.5 cm) above your ears. Pinch the spot where the tape meets the other end, lift the loop over your head, and note the measurement. Be as careful as possible to get the most precise measurement.

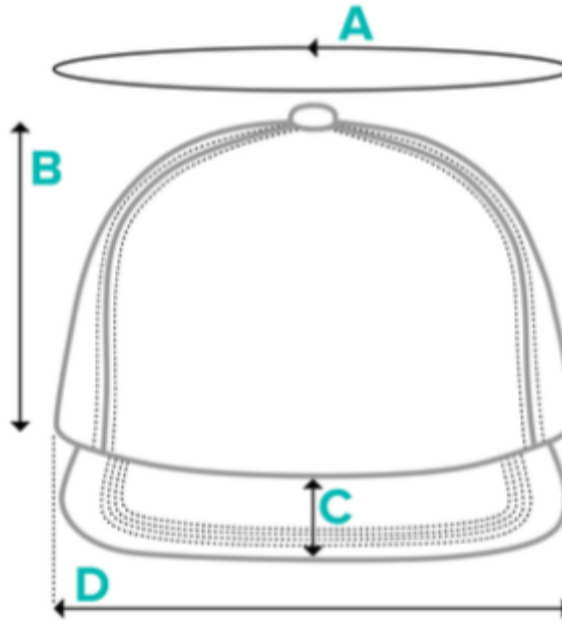


Figure 2.4: Snapback Sizing Diagram

II. Sizing Table

Referencing **Figure 2.4**, the table below provides all sizing information for snapbacks.

Table 2.4: Snapback Sizing Information		
	Measurement [in]	Measurement [cm]
A	$20\frac{1}{8} - 23\frac{5}{8}$	51-60
B	$4\frac{1}{2}$	11.5
C	$2\frac{1}{2}$	6.5
D	$7\frac{1}{8}$	18

2.5 Fitted Twill Cap

*All fitted twill caps are labeled **The Twillie**.*

Although all fitted twill caps are defined as a “one size fits all”, there are some limitations that should be taken into consideration. As such, please refer to the sizing information below.

I. Sizing Steps

Measure your head circumference with a non-stretchable measuring tape. Place the end of your tape on your forehead and wrap the rest around the back of your head, keeping it 1" (2.5 cm) above your ears. Pinch the spot where the tape meets the other end, lift the loop over your head, and note the measurement. Be as careful as possible to get the most precise measurement.

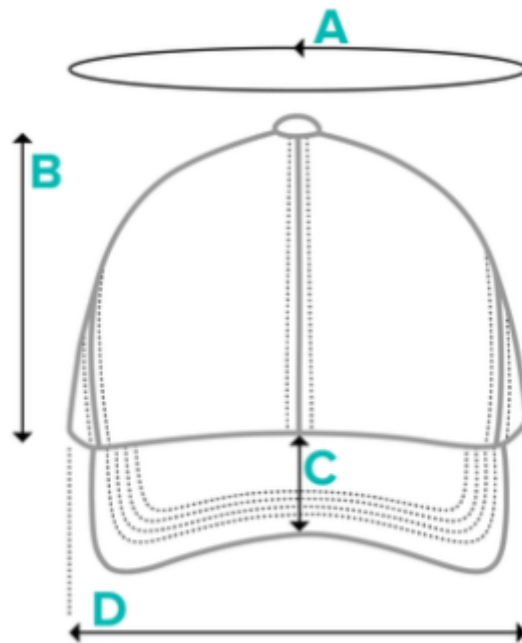


Figure 2.5: Fitted Twill Cap Sizing Diagram

II. Sizing Table

Referencing **Figure 2.5**, the table below provides all sizing information for fitted twill caps.

Table 2.5: Fitted Twill Cap Sizing Information			
	Size Label	Measurement [in]	Measurement [cm]
A	S/M	$21 \frac{1}{4} - 22 \frac{3}{4}$	54-57.8

	L/XL	$22\frac{3}{8} - 23\frac{7}{8}$	56.8-60.6
B	S/M	$4\frac{1}{2}$	11.5
	L/XL	$4\frac{7}{8}$	12.5
C	S/M	$2\frac{1}{2}$	6.5
	L/XL	$2\frac{1}{2}$	6.5
D	S/M	$6\frac{5}{8}$	16.8
	L/XL	$6\frac{5}{8}$	16.8

3 | Tops

Although this section differentiates between men's and women's tops, both sets of attire include **UNISEX** items and will be indicated as such. The table below provides the sizing information for **UNISEX** items.

Unisex Tops Sizing Information				
	Length [in]	Length [cm]	Width [in]	Width [cm]
XS	27	68.6	$16\frac{1}{2}$	42
S	28	71	18	45.7
M	29	73.7	20	50.8
L	30	76.2	22	56
XL	31	78.7	24	61
2XL	32	81.3	26	66
3XL	33	83.8	28	71
4XL	34	86.4	30	76.2

5XL	35	89	32	81.3
-----	----	----	----	------

3.1 Men's Tops

All men's tops include the following:

Table 3.1-1: Men's Tops Labels	
Product	Label
Classic T-Shirt	The Classic
Heavyweight T-Shirt	The Heavyweight
Muscle Shirt	The Muscle
Long Sleeve Shirt (UNISEX)	The Sleeve
Sweatshirt (UNISEX)	The Sweatie
Hoodie (UNISEX)	The Cover

The tables below detail the sizing guide for all men's tops.

Table 3.1-2: General Men's Tops Sizing Information				
	Length [in]	Length [cm]	Width [in]	Width [cm]
XS	27	68.6	$16\frac{1}{2}$	42
S	28	71	18	45.7
M	29	73.7	20	50.8
L	30	76.2	22	56
XL	31	78.7	24	61
2XL	32	81.3	26	66
3XL	33	83.8	28	71

4XL	34	86.4	30	76.2
5XL	35	89	32	81.3

In regards to the sizing of specific men's tops, all men's tops will vary in length and width by less than an inch/centimeter.

3.2 Women's Tops

All women's tops include the following:

Table 3.2-1: Women's Tops Labels	
Product	Label
Classic T-Shirt	The Classic
Crop Tee	The Show-Stopper
Crop Top	The Icon
Crop Hoodie	The Statement
Oversized T-Shirt	The Stella
Long Sleeve Shirt (UNISEX)	The Sleeve
Sweatshirt (UNISEX)	The Sweatie
Hoodie (UNISEX)	The Cover

The tables below detail the sizing guide for all women's tops.

Table 3.2-2: General Women's Tops Sizing Information				
	Length [in]	Length [cm]	Width [in]	Width [cm]
S	$25\frac{1}{4}$	64	$18\frac{1}{2}$	47
M	26	66	20	50.8

L	$26\frac{3}{4}$	68	22	56
XL	$27\frac{1}{2}$	70	24	61
2XL	$28\frac{1}{4}$	71.8	26	66
3XL	29	73.7	28	71

Table 3.2-3: General Women's Crop Garment Sizing Information				
	Length [in]	Length [cm]	Width [in]	Width [cm]
XS	$17\frac{3}{8}$	44	$18\frac{3}{4}$	47.5
S	$17\frac{3}{4}$	45	$19\frac{3}{4}$	50
M	$18\frac{1}{4}$	46.5	$20\frac{5}{8}$	52.5
L	$18\frac{3}{4}$	47.5	$21\frac{5}{8}$	55
XL	$19\frac{1}{8}$	48.5	$22\frac{5}{8}$	57.5

In regards to the sizing of other women's tops, they all will vary in length and width by less than or equal to an inch/centimeter. **The Stella's** sizing is slightly different from the **UNISEX** sizing information.

4 | Bottoms

This section provides the sizing information for all bottom garments. Unless indicated otherwise, all bottoms are categorized as **UNISEX**.

4.1 Shorts

*All shorts are labeled as **The Shorties (Men's)** and **The Super Shorties (Unisex)**.*

The tables below detail the sizing guide for all shorts.

Table 4.1-1: Men's Sweat Shorts Sizing Information				
	Outseam Length [in]	Outseam Length [cm]	Waistband [in]	Waistband [cm]
XS	20	50.8	28-31	71-78.7
S	$20\frac{1}{2}$	52	31-33	78.7-83.8
M	21	53.3	33-35	83.8-89
L	$21\frac{1}{2}$	54.6	35-38	89-96.5
XL	22	56	39-42	99-106.7

For **Table 4.1-2**, please refer to **Figure 4.1**.

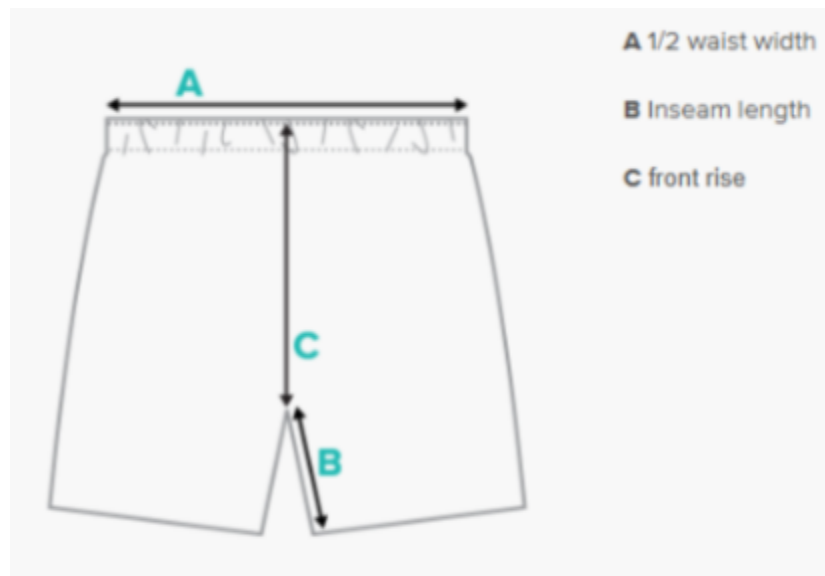


Figure 4.1: Athletic Shorts Sizing Diagram

Table 4.1-2: All-Over Print Athletic Shorts Sizing Information			
	A	B	C
2XS	11 in	$6\frac{1}{8}$ in	$11\frac{1}{4}$ in

	28 cm	15.5 cm	28.5 cm
XS	$11\frac{3}{4}$ in 30 cm	$6\frac{1}{4}$ in 16 cm	$11\frac{3}{8}$ in 29 cm
S	$12\frac{5}{8}$ in 32 cm	$6\frac{1}{4}$ in 16 cm	$12\frac{1}{4}$ in 31 cm
M	$13\frac{3}{8}$ in 34 cm	$6\frac{1}{4}$ in 16 cm	13 in 33 cm
L	15 in 38 cm	$6\frac{1}{4}$ in 16 cm	$13\frac{5}{8}$ in 34.5 cm
XL	$16\frac{1}{2}$ in 42 cm	$6\frac{1}{4}$ in 16 cm	14 in 35.5 cm
2XL	$18\frac{1}{8}$ in 46 cm	$6\frac{1}{4}$ in 16 cm	$14\frac{3}{8}$ in 36.5 cm
3XL	$19\frac{3}{4}$ in 50 cm	$6\frac{1}{4}$ in 16 cm	15 in 38 cm
4XL	$21\frac{1}{4}$ in 54 cm	$6\frac{1}{4}$ in 16 cm	$15\frac{3}{8}$ in 39 cm
5XL	$22\frac{7}{8}$ in 58 cm	$6\frac{1}{4}$ in 16 cm	$15\frac{3}{4}$ in 40 cm
6XL	$24\frac{3}{8}$ in 62 cm	$6\frac{1}{4}$ in 16 cm	$16\frac{1}{8}$ in 41 cm

4.2 Joggers

The figures and tables below provide general sizing information for all joggers.

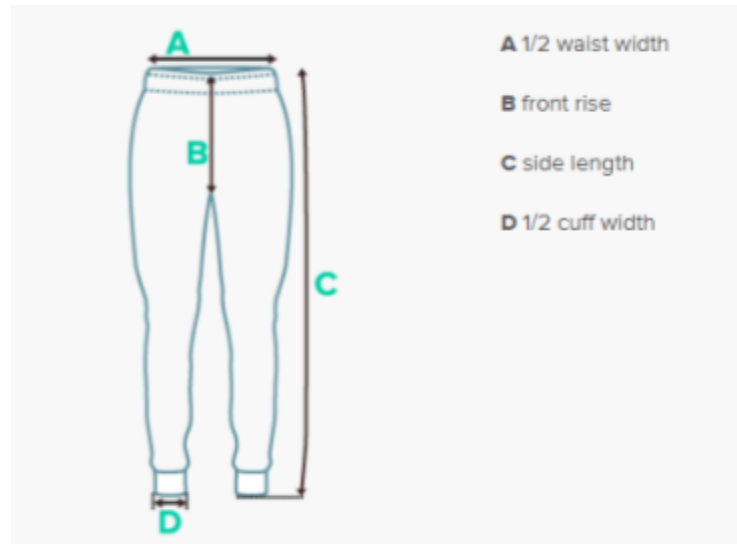


Figure 4.2-1: Fitted Joggers Sizing Diagram

Table 4.2-1: Fitted Men's Joggers Sizing Information				
	A	B	C	D
XS	13 $\frac{3}{8}$ in 34 cm	11 $\frac{3}{4}$ in 30 cm	37 $\frac{3}{4}$ in 96 cm	4 $\frac{7}{8}$ in 12.5 cm
S	14 $\frac{1}{8}$ in 36 cm	12 $\frac{1}{4}$ in 31 cm	38 $\frac{1}{4}$ in 97 cm	5 $\frac{1}{8}$ in 13 cm
M	15 in 38 cm	12 $\frac{5}{8}$ in 32 cm	38 $\frac{5}{8}$ in 98 cm	5 $\frac{1}{4}$ in 13.5 cm
L	16 $\frac{1}{2}$ in 42 cm	13 in 33 cm	39 in 99 cm	5 $\frac{1}{2}$ in 14 cm

XL	$18\frac{1}{8}$ in 46 cm	$13\frac{3}{8}$ in 34 cm	$39\frac{3}{8}$ in 100 cm	$5\frac{1}{2}$ in 14 cm
2XL	20 in 50.7 cm	$13\frac{3}{4}$ in 35 cm	$39\frac{3}{4}$ in 101 cm	$5\frac{3}{4}$ in 14.5 cm
3XL	$21\frac{1}{4}$ in 54 cm	$14\frac{1}{8}$ in 36 cm	$40\frac{1}{8}$ in 102 cm	$5\frac{7}{8}$ in 15 cm

In regards to fitted women's joggers, their sizes will vary by less than or equal to an inch/centimeter from men's fitted joggers.

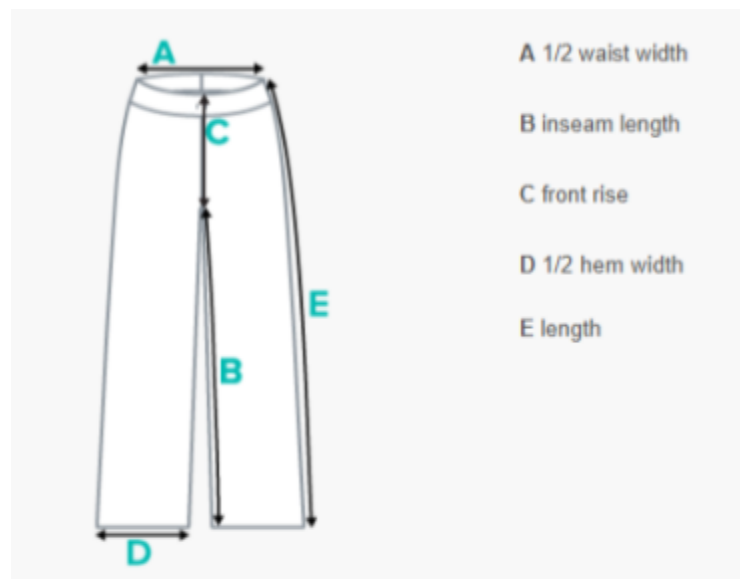


Figure 4.2-1: Relaxed Joggers Sizing Diagram

Table 4.2-2: Fitted Joggers Sizing Information					
	A	B	C	D	E
2XS	$10\frac{5}{8}$ in 27 cm	$29\frac{7}{8}$ in 76 cm	$13\frac{3}{8}$ in 34 cm	$7\frac{1}{4}$ in 18.5 cm	$42\frac{1}{8}$ in 107 cm
XS	$11\frac{3}{8}$ in	$29\frac{7}{8}$ in	$13\frac{5}{8}$ in	$7\frac{5}{8}$ in	$42\frac{3}{8}$ in

	29 cm	76 cm	34.5 cm	19.5 cm	107.5 cm
S	$12\frac{1}{4}$ in 31 cm	$29\frac{7}{8}$ in 76 cm	$13\frac{3}{4}$ in 35 cm	$8\frac{1}{8}$ in 20.5 cm	$42\frac{1}{2}$ in 108 cm
M	13 in 33 cm	$29\frac{7}{8}$ in 76 cm	14 in 35.5 cm	$8\frac{1}{2}$ in 21.5 cm	$42\frac{3}{4}$ in 108.5 cm
L	$14\frac{5}{8}$ in 37 cm	$29\frac{3}{4}$ in 75.5 cm	$14\frac{1}{8}$ in 36 cm	$8\frac{7}{8}$ in 22.5 cm	$42\frac{7}{8}$ in 109 cm
XL	$16\frac{1}{8}$ in 41 cm	$29\frac{1}{2}$ in 75 cm	$14\frac{5}{8}$ in 37 cm	$9\frac{1}{4}$ in 23.5 cm	$43\frac{1}{4}$ in 110 cm
2XL	$17\frac{3}{4}$ in 45 cm	$29\frac{3}{8}$ in 74.5 cm	$15\frac{1}{8}$ in 38.5 cm	$9\frac{7}{8}$ in 25 cm	$43\frac{3}{4}$ in 111 cm
3XL	$19\frac{1}{4}$ in 49 cm	$29\frac{1}{8}$ in 74 cm	$15\frac{1}{2}$ in 39.5 cm	$10\frac{3}{8}$ in 26.5 cm	$44\frac{1}{8}$ in 112 cm
4XL	$20\frac{7}{8}$ in 53 cm	29 in 73.5 cm	$16\frac{1}{8}$ in 41 cm	11 in 28 cm	$44\frac{1}{2}$ in 113 cm
5XL	$22\frac{1}{2}$ in 57 cm	$28\frac{3}{4}$ in 73	$16\frac{1}{2}$ in 42 cm	$11\frac{5}{8}$ in 29.5 cm	$44\frac{7}{8}$ in 114 cm
6XL	24 in 61 cm	$28\frac{1}{2}$ in 72.5 cm	$17\frac{1}{8}$ in 43.5 cm	$12\frac{1}{4}$ in 31 cm	$45\frac{1}{4}$ in 115 cm